

Hardware Face Detection Module in Mobile Authentication

T. Uma Maheswari
M. Tech Student-(DECS)
Seshachala Institute Technology, Puttur

P. Mallikarjuna
Assistant Professor
Seshachala Institute Technology, Puttur

Abstract

In this paper, we propose a work of prose developed hardware architecture of face-detection module for mobile authentication. We used MCT and Adaboost learning technique as basic algorithms of face-detection authentication to reduce the size and increase the efficiency of authentication. We have designed and verified the hardware module of face-detection engine for high-performance and real-time processing in portable mobile systems. The developed code may have an advantage in real-time processing, low power consumption, high performance and low cost.

Keywords: MCT, Face-detection, Adaboost learning technique.

I. INTRODUCTION

Face-detection systems carry out a major role in biometric authentication, which uses features of the face, iris, fingerprint, retina, etc. These systems are usually used in places requiring high security, such as government agencies, bank, and research institutes; it is also applied to two- or three-dimensional face detection in areas such as artificial intelligence and robots, access control systems, cutting-edge digital cameras and advanced vehicle systems. Recently, the face-detection technology is being adopted in the mobile phone applications because of the pros in easy installation, low-cost, non-contacting method. Most of the existing face-detection engines in digital camera or mobile phone have been run by software. However, the tendency is that the technology is being developed to be run by hardware for improving the processing speed. These days, the technology is to combine hardware technique of face-detection and software technique of emotion, feeling, physiognomy and affluence recognition.

Face detection performance is known to be highly influenced by variations in illumination. Especially in mobile environment, the illumination condition is dependent on the surroundings (indoor and outdoor), time, and light reflection, etc. The proposed face-detection method is designed to detect in the variable illumination conditions through the MCT techniques, which can reduce the effects of illumination by extracting the structural information of objects. The proposed face-detection engine also renders high performance face detection rate by extracting highly reliable and optimized learning data through the Adaboost learning algorithm.

II. FEATURE GENERATION

The features used in this work are defined as structure kernels of size 3×3 which summarize the local spatial image structure. Within the kernel structure information is coded as binary information $\{0, 1\}$ and the resulting binary patterns can represent oriented edges, line segments, junctions, ridges, saddle points, etc. Fig.1 shows some examples of this structure kernels. On a local 3×3 lattice there exist $29 = 512$ such kernels. Actually there are only $29 - 1$ reasonable kernels out of the 29 possible because the kernel with all elements 0 and that with all 1 convey the same information (all pixels are equal) and so one is redundant and thus is excluded. At each location only the best matching




Fig. 1 A random chosen subset of 25 out of $29 - 1$ possible Local Structure Kernels in a 3×3 neighbourhood.

III. BASIC ALGORITHMS

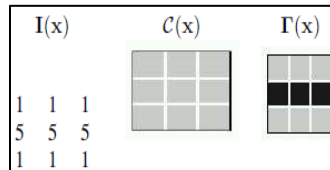
A. MCT (Modified Census Transform):

MCT presents the structural information of the window with the binary pattern {0, 1} moving the 3×3 window in an image small enough to assume that lightness value is almost constant, though the value is actually variable. This pattern contains information on the edges, contours, intersections, etc. MCT can be defined with the equation below:

$$\Gamma(X) = \otimes_{Y=N'} \ell(\bar{I}(X), I(Y)) \quad (1)$$

Here X represents a pixel in the image, the 3×3 window of which X is the center is W(X); N' is a set of pixels in W(X) and Y represents nine pixels each in the window. In addition, $I(X)$ is the average value of pixels in the window, and $I(Y)$ is the brightness value of each pixel in the window. As a comparison function, $\zeta()$ becomes 1 in the case of $I(X) < I(Y)$, other cases are 0. As a set operator, \otimes connects binary patterns of function, and then nine binary patterns are connected through operations. As a result, a total of 511 structures can be produced, as theoretically not all nine-pixel values can be 1. Thus connected binary patterns are transformed into binary numbers, which are the values of the pixels in MCT-transformed images.

With this transform we are able to determine all of the 511 structure kernels defined on a on a 3 × 3 neighborhood. To illustrate the modified transform consider a region of an image with the following pixel intensities in the first column. The structure kernels assigned by the original transform and the modified transform are displayed in column 2 and 3. The transforms are given for the center pixel of the image patch.



From this example we can see that the original census transform will not capture the local image structure correctly in some cases while the modified transform assigns the right kernel.

The Census Transform (CT) is a non-parametric local transform which was first proposed by Zabih and Woodfill. It is defined as an ordered set of comparisons of pixel intensities in a local neighborhood representing which pixels have lesser intensity than the center. In general the size of the local neighborhood is not restricted, but in this work we always assume a 3 × 3 surrounding as motivated in the last section. Let $N(x)$ define a local spatial neighborhood of the pixel at x so that $x \in N(x)$. The CT then generates a bit string representing which pixels in $N(x)$ have intensity lower than $I(x)$. With the assumption that pixel intensities are always zero or positive the formal definition of the process is like follows: Let a comparison function $\zeta(I(x), I(x'))$ be 1 if $I(x) < I(x')$ denote the concatenation operation, the census transform at x is defined as

$$C(X) = \otimes_{Y=N} \ell(I(x), I(y))$$

B. Learning Algorithm

Adaboost learning algorithm is created high-reliable learning data as an early stage for face-detection using faces data. Viola and Jones have proposed fast, high-performance face-detection algorithm. It is composed of cascade structure with 38 phases, using extracted features to effectively distinguish face and non-face areas through the Adaboost learning algorithm proposed by Freund and Schapire. Furthermore, Froba and Ernst have introduced MCT-transformed images and a face detector consisting of a cascade structure with 4 phases using the Adaboost learning algorithm.

The conventional AdaBoost procedure can be easily interpreted as a greedy feature selection process. Consider the general problem of boosting, in which a large set of classification functions are combined using a weighted majority vote. The challenge is to associate a large weight with each good classification function and a smaller weight with poor functions. AdaBoost is an aggressive mechanism for selecting a small set of good classification functions which nevertheless have significant variety. Drawing an analogy between weak classifiers and features, AdaBoost is an effective procedure for searching out a small number of good “features” which nevertheless have significant variety. One practical method for completing this analogy is to restrict the weak learner to the set of classification functions each of which depend on a single feature. In support of this goal, the weak learning algorithm is designed to select the single rectangle feature which best separates the positive and negative examples (this is similar to the approach of Tieu and Viola (2000) in the domain of image database retrieval). For each feature, the weak learner determines the optimal threshold classification function, such that the minimum number of examples are misclassified. A weak classifier $(h(x, f, p, \theta))$ thus consists of a feature (f), a threshold (θ) and a polarity (p) indicating the direction of the inequality:

$$h(x, f, p, \theta) = \begin{cases} 1 & \text{if } p f(x) < p\theta \\ 0 & \text{otherwise} \end{cases}$$

Here x is a 24 × 24 pixel sub-window of an image.

In practice no single feature can perform the classification task with low error. Features which are selected early in the process yield error rates between 0.1 and 0.3. Features selected in later rounds, as the task becomes more difficult, yield error rates between 0.4 and 0.5.

This paper consists of a face detector with a single-layer structure, using only the fourth phase of the cascade structure proposed by Froba and Ernst.

IV. PROPOSED HARDWARE STRUCTURE

Regarding proposed hardware structure as shown in Figure 2, it is serene of colour conversion module to convert to gray image from colour image, noise reduction module to reduce image noise, image scalar module to detect various size of the face, MCT transform module to transform image for robustness various illumination, Candidate detector / Confidence map per to detect candidate for final face-detection, position resizer module to resize face candidate areas detected on the scaled-down images as their corresponding points of original image size, data grouper module to group the duplicate areas determined to be the same face prior to determining the final face detection areas, overlay processor to play in displaying an output by marking square in relation to the final face-detection area on the color-based original image from the camera or to output to transfer the information of area and size in face-detection area to embedded system through host interface.

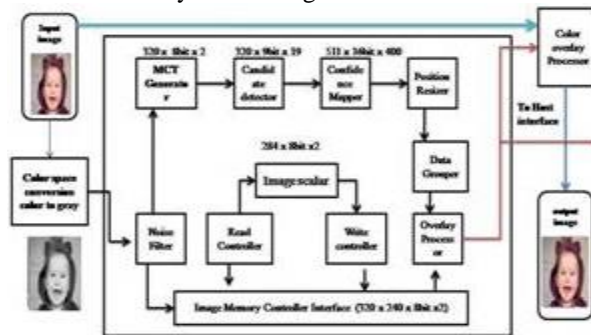


Fig 2: Block diagram of proposed face-detection engine

V. EXPERIMENTAL RESULT

The developed face detection system has verified superb performance of 89.76 % detection-rate in various illumination environments using The developed face-detection FPGA system can be processed at a maximum speed of 149 frames per second in real-time and detects at a maximum of 32 faces simultaneously. Additionally, Total REAL time to Xst completion is of 53.00 secs and Total CPU time to Xst completion 52.75 secs. This module will produce a delay time of 3.206ns with a logic level of 16.

VI. CONCLUSION

The proposed face-detection hardware structure that can detect the faces with high reliability in real-time was developed with optimized learning data through the Adaboost algorithm. Consequently, the developed face-detection engine has strength in various illumination conditions and has ability to detect 32 various sizes of faces simultaneously.

The developed FPGA module can detect faces with high reliability in real-time. This technology can be applied to human face-detection logic for cutting-edge digital cameras or recently developed smart phones. Finally, face-detection code was developed after verifying and implemented in Modelsim and synthesized in Xilinx version. So, this architecture module can be easily used in mobile applications.

REFERENCES

- [1] Paul Viola and Michael J. Jones, "Robust real-time face detection" In International Journal of Computer Vision, pp. 137-154, 2004.
- [2] Yoav Freund and Robert E. Schapire. "A decision-theoretic generalization of on-line learning and an application to boosting" in Journal of Computer and System Sciences, pp. 119-139, 1997.
- [3] Bernhard Froba and Andreas Ernst, "Face detection with the Modified Census Transform", IEEE International Conference. On Automatic Face and Gesture Recognition, pp. 91-96, Seoul, Korea, May. 2004.
- [4] Georgiades, A. : Yale Face Database, Center for computational Vision and Control at Yale University, <http://cvc.yale.edu/projects/yalefaces/yalefa>
- [5] The BioID face database: [<http://www.bioid.com/downloads/facedb/facedatabase.html>]
- [6] Dongil Han, Hyunjong Cho, Jongho Choi, Jaeil Cho, "Design and Implementation of real-time high performance face detection engine", SP(Signal Processing), 47th Book, 3 Issue, The Institute of Electronics Engineers of Korea Publication(IEEK), March, 2010.
- [7] Seung-Min Choi, Jiho Chang, Jaeil Cho, Dae-Hwan Hwang, "Implementation of Robust Real-time Face Detection ASIC", IEEK Conference 33th Book, 1 Issue, 467-470, Jeju, Korea, June, 2010.